

#Funwith picturebooks

goo.gl/G7nMWf

By

Judy South and Cathy Toney

Conway School District Media Specialists

Joe Bright and the Seven Genre Dudes by Jackie Mims Hopkins

- Read story (2nd-4th)
- Supplies: Hula-Hoops from PE, Genre cards
- Spread out hoops
- Hold one card up, ask students if this is their favorite; pick one and have them sit inside a hoop with card
- Repeat for each card; remaining students join a hoop
- Compare numbers in hoops (discuss hi/low and graph)
- Leads into why libraries have a variety of books

Finding Winnie The True Story of the World's Most Famous Bear by Lindsay Mattick

- Read Finding Winnie (2nd-4th)
- Have students discuss how could they care for a animal that is wild.
- Work in groups of 4
- Group will decide on an animal
- Next week, with materials provided make a habitat for the animal at a zoo
- Each member of group will write two sentences on index card about their animal
- Staple together with blank index card on top to make a book.

Cam Jansen

The Mystery Writer Mystery

By David A. Adler

- Mystery booktalk (2nd - 4th)
- Story I have written
- Students follow clues that are in the story to items hidden in the library.
- When they discover who the story is about, they write his name and draw his picture on the back of the story.

Goldie Socks and the Three Libearians

by Jackie Mims Hopkins

- Read story
- Poster with pockets
- A Just Right Book letters on pocket
- Cards have a question to match the letter: A The person who writes the story (author)

Cloudy with a Chance of Meatballs

By Judi Barrett

- Read the book - 2nd grade
- Supplies: white paper plates, white or beige yarn, brown felt cut into circles, and glue
- In middle of paper plate, students write what they wish would fall from the sky
- Glue some of the white (noodles) and brown felt circles (meatballs) around the edge of the plate.
- Hall display

The Jolly Postman and Other People's Letters by Janet & Allan Ahlbery

- 4th grade only
- Read book
- Students make a postcard to send to their favorite fairy tale character
- Students tell who they are, where they live, and why they like that character
- Must make up address on front and make a stamp in the right hand corner

Ladybug Girl at the Beach

by David Soman and Jacky Davis

- Read the story (K-2)
- Supplies: bag (beach bag) items to go along with the beach
- Make clue cards to guess what is in the bag
- After they guess show items
- Curriculum Connection packet with the story (series)
- Activity sheet

Buzzy the Bumblebee

by Denise Brennan-Nelson

- Read the story (K-1)
- Sheet with parts of the story for sequencing)
- Students colored objects, cut out, then placed in order of story
- Gave each an envelope to store pictures

Dragon Was Terrible by Kelly DiPucchio

- Read story (2nd - 4th)
- Make dragon/monster corner bookmark
- katokula.blogspot.com/2014/08/how-to-make-origami-monster-bookmark.html
- Practice folding paper

Sweet Clara and the Freedom Quilt

by Deborah Hopkinson

- Read story (3 & 4)
- Use pattern to make a paper quilt
- Students will use color pencils or markers to make a quilt square
- Place on large bulletin board paper.



My Feet Are Webbed and Orange What Am I? By Joyce Markovics

- Read story K-3
- Made pictures around library; printed 2 copies on cardstock; and laminated
- Cut (one picture) into puzzle shapes and put in ziplock bags - used the second picture as a pattern for lower grades
- Work in pairs to put puzzle together

The Mitten

by Jim Aylesworth

- Read story (K-1)
- Each student will receive a paper mitten and paper animals
- Color animals, cut out and place in paper mitten

One Rainy Day

by M. Christina Butler

- Read book (K-1)
- Make umbrellas
- Supplies: Blue paper, crayons, glue and cupcake cups
- Show sample

The Shelf Elf

by Jackie Mims Hopkins

- Read story (K-2)
- Activity of : How would the shelf Elf Feel?
- Cards with different statements on how the Shelf Elf would feel if you did?
- From the The Shelf Elf library lessons guide
- Folder to hold cards, index cards with statements, happy and sad face signs on tongue depressors (class set)

I Broke My Trunk by Mo Willems

- Share story (K-1)
- Make an elephant
- <http://www.youtube.com/watch?v=qZ92agnUZjY>
- Supplies: face of elephant, markers/crayons, bandaids, glue
- <https://msblaustein.files.wordpress.com/2016/06/elephant-and-piggy-dialogue.pdf>
-

Catch That Cookie by Hallie Durand

- Read story
- Students will receive a paper wanted poster
- Students have to draw their missing “G-man”
- Older students must write a description along with the picture

Blackout

by John Rocco

- Read story with lights off (K-2)
- small flashlights
- Pair up
- After turning page give flashlight to partner taking turns
- Shine a light books

My name is Sangoel


By: Karen Lynn Williams and Khadra Mohammed

- Read story (3-4)
- Discuss importance of listening carefully to others (Sungoel felt others were not listening to him and he had “lost his name in America”)
- Divide class into two teams
- Play - Telephone game - start the same phrase with both teams - the last person in line repeats what they heard
- Students can also try to illustrate their name


Research and 3D Printer

- Kindergarten- Penguins
- First Grade- Octopus
- Second Grade- Horned Lizard
- Third Grade- The Titanic
- Fourth Grade- 2 classes did whales and 2 classes did dinosaurs


3rd grade with 3D Pen



4th grade Whales



4th grade Dinosaurs



4th grade Dinosaurs



Questions?

Judy South, Media Specialist

Ellen Smith Elementary School

southj@conwayschools.net

Cathy Toney, Media Specialist

Carolyn Lewis Elementary School

toneyc@conwayschools.net